

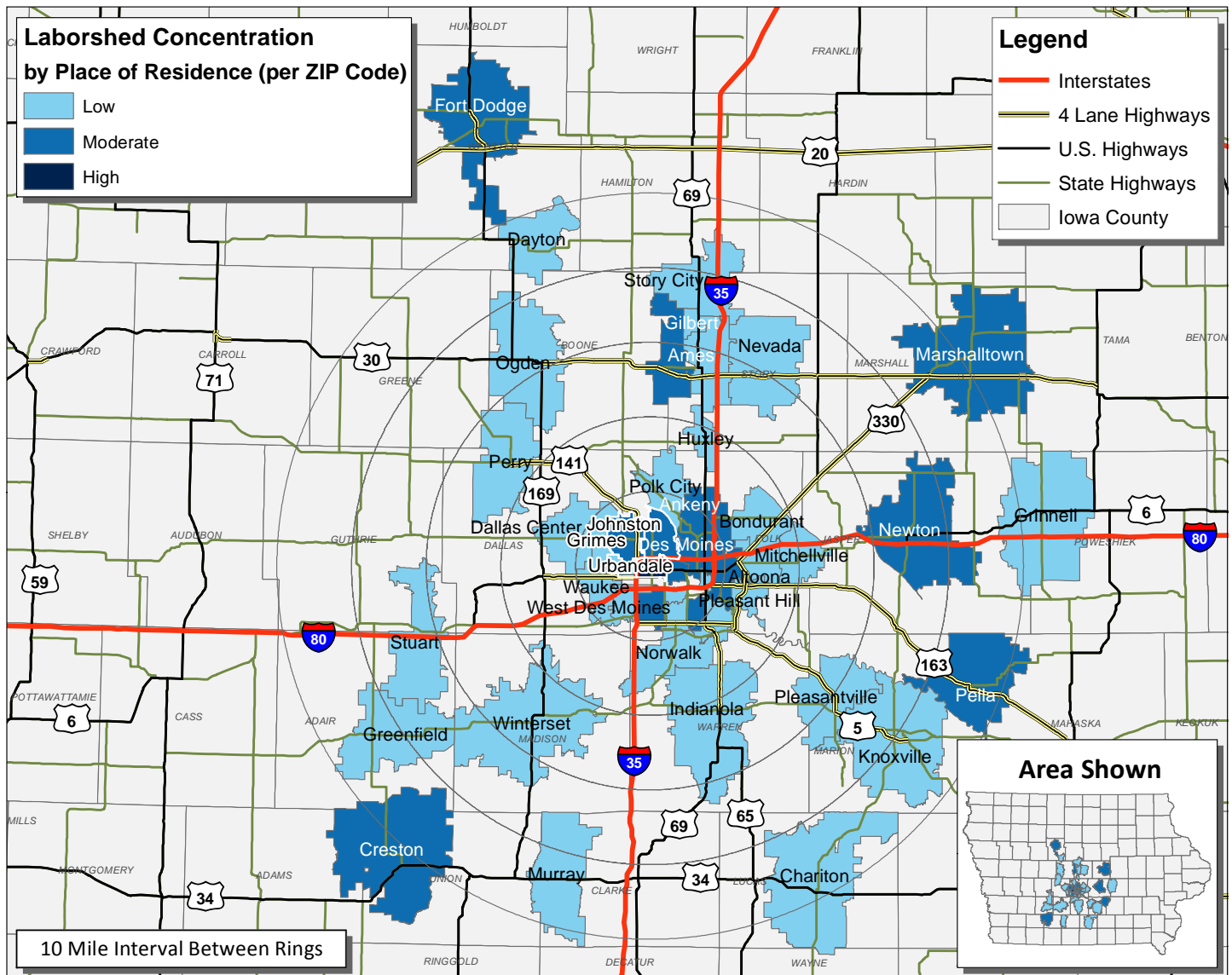
LABOR CHARACTERISTICS



ADVANCED MANUFACTURING

GRIMES, JOHNSTON & URBANDALE IOWA LABORSHED AREA

**CONCENTRATION OF RESPONDENTS WITHIN THE LABORSHED AREA
WITH TRANSFERABLE EXPERIENCE/SKILLS BY PLACE OF RESIDENCE**



Workers who have transferable experience/skills in the industry are currently commuting an average of 11 miles one way for work. Those who are likely to change/accept employment are willing to commute an average of 23 miles one way for the right employment opportunity.

FOR MORE INFORMATION REGARDING THE GRIMES, JOHNSTON & URBANDALE LABORSHED, CONTACT:

Grimes Chamber & Economic Development
404 SE 2nd Street, Suite 200
Grimes, IA 50111
Phone: 515-986-5770
Email: brianb@grimesiowa.com
www.grimesiowa.com

Johnston Economic Development Corporation
8711 Windsor Parkway, Suite 2
Johnston, IA 50131
Phone: 515-564-6547
Fax: 515-309-0144
Email: pdunshee@growjohnston.com
www.growjohnston.com

City of Urbandale Economic Development Department
3600 86th Street
Urbandale, IA 50322
Phone: 515-331-6756
Email: cbrown@urbandale.org
www.urbandale.org/econdev

LABOR CHARACTERISTICS



ADVANCED MANUFACTURING

ESTIMATED AVAILABLE LABOR PER OCCUPATIONAL CATEGORY:

BUSINESS OPERATIONS:

- Managers - 8,360
- Accountants & Auditors - 5,572
- Bookkeeping, Accounting, & Auditing Clerks - 8,361
- Customer Service - 8,362
- Employment, Recruitment, & Placement Specialists - 3,714
- Office & Administrative Support Workers, All Other - 3,715
- Sales Representatives - 925
- Secretaries & Administrative Assistants - 14,864
- Shipping, Receiving, & Traffic Clerks - 926

PRODUCTION:

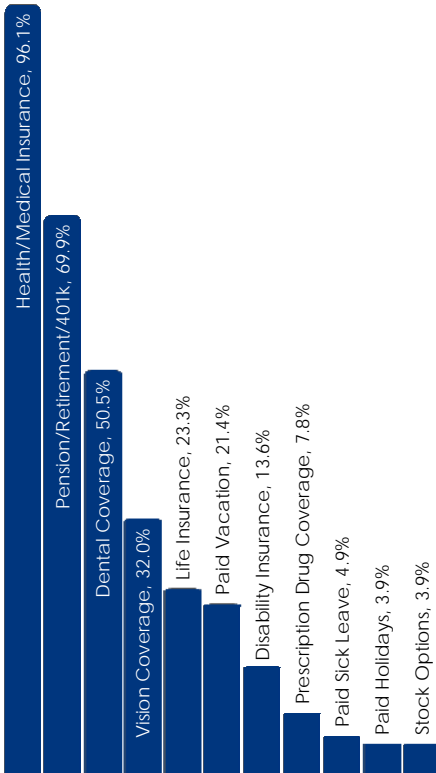
- Supervisors - 5,574
- Cutting, Punching, & Press Machine Setters, Operators, & Tenders - 928
- Electricians - 1,858
- Engineering Technicians - 924
- Engineers, All Other - 5,573
- Etchers & Engravers - 934
- Machinists - 929
- Printing Press Operators - 932
- Production Workers, All Other - 9,298
- Sheet Metal Workers - 927
- Team Assemblers - 4,645
- Tool & Die Makers - 930
- Water & Liquid Waste Treatment Plant & System Operators - 933
- Welders, Cutters, Solderers, & Brazers - 931

MATERIAL MOVERS:

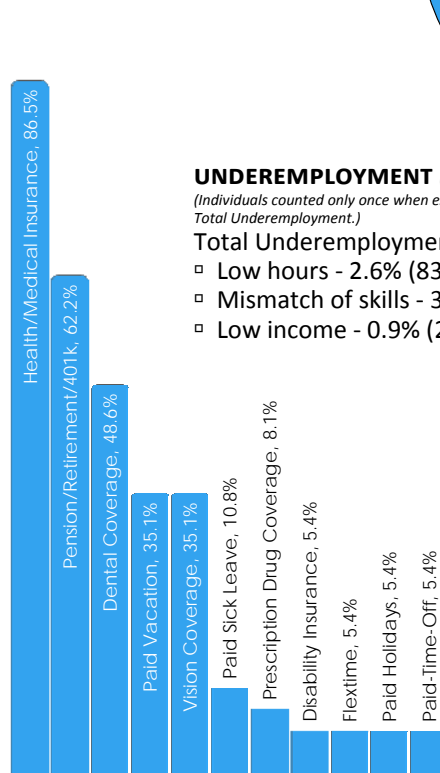
- Industrial Truck & Tractor Operators - 3,717
- Laborers & Freight, Stock, & Material Movers, Hand - 3,718
- Truck Drivers, Heavy & Tractor-Trailer - 6,503
- Truck Drivers, Light or Delivery Services - 3,716

AN ESTIMATED TOTAL OF
107,769 PEOPLE IN THE LABORSHED AREA

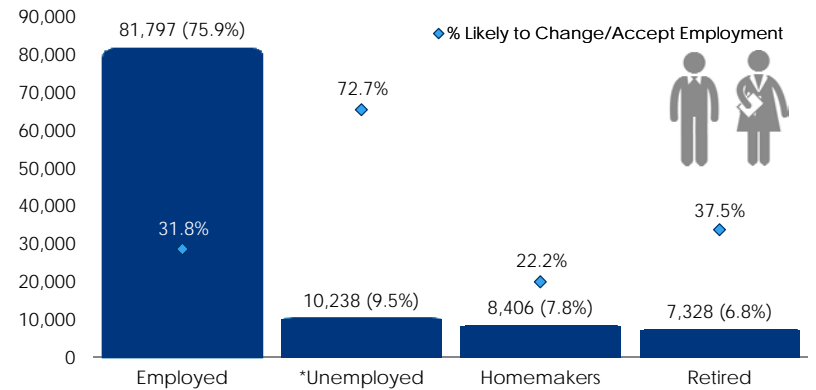
CURRENT BENEFITS:



DESIRED BENEFITS:



ESTIMATED TOTAL BY EMPLOYMENT STATUS (PERCENTAGE):



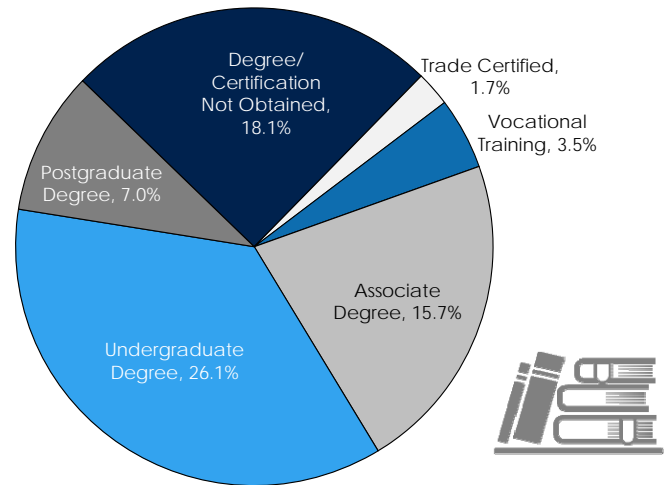
*Employment status is self-identified by the survey respondent. The unemployment percentage does not reflect the unemployment rate published by the U.S. Bureau of Labor Statistics, which applies a stricter definition.

EMPLOYMENT STATS:

- 63.8% paid an hourly wage
- 87.1% are/were employed full-time
- 6.9% are/were employed part-time
- 5.2% are/were seasonal/temporary
- 11.4% hold two or more jobs
- Currently working an average of 45 hours/week

EDUCATIONAL LEVEL:

(72.1% HAVE AN EDUCATION BEYOND HIGH SCHOOL)



UNDEREMPLOYMENT (ESTIMATED):

(Individuals counted only once when estimating Total Underemployment.)

Total Underemployment - 6.0% (1,936)

- Low hours - 2.6% (839)
- Mismatch of skills - 3.4% (1,097)
- Low income - 0.9% (290)

TOP JOB SEARCH RESOURCES:

(For those seeking employment opportunities, by use.)

- Internet - 68.5%
 - www.indeed.com
 - www.careerbuilder.com
 - www.monster.com
- IowaWORKS Centers - 21.3%
- Networking through friends, family or acquaintances - 16.7%
- Local/Regional Newspapers - 11.1%
 - *The Des Moines Register*

WORKPLACE FLEXIBILITY:

(by percent of interest)

- Cross-training - 78.9%
- Job teams - 68.4%
- Job sharing - 31.6%
- Varied shifts - 28.9%
- Seasonal work - 27.0%
- Temporary work - 26.3%



LABOR CHARACTERISTICS - WAGES

ADVANCED MANUFACTURING

OCCUPATION	OCCUPATIONAL CODE	MEAN WAGE	ENTRY WAGE	EXPERIENCED WAGE	MEDIAN WAGE	MEAN ANNUAL SALARY
Architectural and Civil Drafters	17-3011	\$ 23.62	\$ 16.75	\$ 27.05	\$ 23.90	\$ 49,129
Architectural and Engineering Managers	11-9041	\$ 51.08	\$ 37.12	\$ 58.06	\$ 51.68	\$ 106,250
Assemblers and Fabricators, All Other	51-2099	\$ 14.84	\$ 9.87	\$ 17.32	\$ 14.46	\$ 30,860
Coating, Painting, and Spraying Machine Setters, Operators, and Tenders	51-9121	\$ 17.16	\$ 12.38	\$ 19.56	\$ 17.50	\$ 35,700
Computer Numerically Controlled Machine Tool Programmers, Metal and Plastic	51-4012	\$ 23.16	\$ 18.22	\$ 25.63	\$ 22.53	\$ 48,181
Control and Valve Installers and Repairers, Except Mechanical Door	49-9012	\$ 26.61	\$ 18.27	\$ 30.77	\$ 25.51	\$ 55,339
Crushing, Grinding, and Polishing Machine Setters, Operators, and Tenders	51-9021	\$ 17.85	\$ 13.34	\$ 20.10	\$ 16.59	\$ 37,119
Cutting, Punching, and Press Machine Setters, Operators, and Tenders, Metal and Plastic	51-4031	\$ 16.86	\$ 14.00	\$ 18.29	\$ 16.82	\$ 35,063
Drafters, All Other	17-3019	\$ 22.93	\$ 18.34	\$ 25.23	\$ 22.24	\$ 47,703
Drilling and Boring Machine Tool Setters, Operators, and Tenders, Metal and Plastic	51-4032	\$ 19.92	\$ 17.30	\$ 21.24	\$ 20.79	\$ 41,440
Electrical and Electronic Equipment Assemblers	51-2022	\$ 13.78	\$ 10.18	\$ 15.57	\$ 13.04	\$ 28,653
Electrical and Electronics Drafters	17-3012	\$ 24.89	\$ 15.74	\$ 29.47	\$ 23.51	\$ 51,776
Electrical and Electronics Engineering Technicians	17-3023	\$ 26.61	\$ 18.84	\$ 30.50	\$ 27.94	\$ 55,353
Electrical and Electronics Repairers, Commercial and Industrial Equipment	49-2094	\$ 22.62	\$ 17.19	\$ 25.34	\$ 22.34	\$ 47,059
Electrical Engineers	17-2071	\$ 33.02	\$ 21.86	\$ 38.60	\$ 33.08	\$ 68,679
Electricians	47-2111	\$ 25.94	\$ 18.17	\$ 29.83	\$ 26.02	\$ 53,957
Electronics Engineers, Except Computer	17-2072	\$ 38.49	\$ 31.15	\$ 42.17	\$ 38.17	\$ 80,069
Engineering Technicians, Except Drafters, All Other	17-3029	\$ 25.64	\$ 18.32	\$ 29.29	\$ 25.54	\$ 53,325
Engineers, All Other	17-2199	\$ 37.09	\$ 25.90	\$ 42.69	\$ 36.40	\$ 77,149
Extruding, Forming, Pressing, and Compacting Machine Setters, Operators, and Tenders	51-9041	\$ 18.06	\$ 13.55	\$ 20.32	\$ 18.55	\$ 37,573
First-Line Supervisors of Production and Operating Workers	51-1011	\$ 25.17	\$ 17.17	\$ 29.16	\$ 24.64	\$ 52,346
First-Line Supervisors of Transportation and Material-Moving Machines	53-1031	\$ 28.61	\$ 16.64	\$ 34.59	\$ 29.20	\$ 59,500
Foundry Mold and Coremakers	51-4071	\$ 15.56	\$ 12.66	\$ 17.01	\$ 14.21	\$ 32,359
General and Operations Managers	11-1021	\$ 48.90	\$ 22.02	\$ 62.33	\$ 39.12	\$ 101,702
Grinding, Lapping, Polishing, and Buffing Machine Tool Setters, Operators, and Tenders, Metal and Plastic	51-4033	\$ 13.80	\$ 10.60	\$ 15.41	\$ 12.34	\$ 28,714
Health and Safety Engineers, Except Mining Safety Engineers and Inspectors	17-2111	\$ 32.75	\$ 26.59	\$ 35.83	\$ 33.14	\$ 68,120
Heavy and Tractor-Trailer Truck Drivers	53-3032	\$ 20.86	\$ 14.39	\$ 24.09	\$ 20.48	\$ 43,379
Industrial Engineering Technicians	17-3026	\$ 22.90	\$ 17.62	\$ 25.54	\$ 22.44	\$ 47,626
Industrial Engineers	17-2112	\$ 37.25	\$ 27.80	\$ 41.98	\$ 37.27	\$ 77,481
Industrial Machinery Mechanics	49-9041	\$ 22.33	\$ 15.71	\$ 25.64	\$ 21.89	\$ 46,441
Industrial Production Managers	11-3051	\$ 41.56	\$ 26.34	\$ 49.18	\$ 38.58	\$ 86,452
Industrial Truck and Tractor Operators	53-7051	\$ 16.49	\$ 12.21	\$ 18.63	\$ 16.16	\$ 34,297
Laborers and Freight, Stock, and Material Movers, Hand	53-7062	\$ 12.96	\$ 8.94	\$ 14.97	\$ 12.02	\$ 26,963
Light Truck or Delivery Services Drivers	53-3033	\$ 16.06	\$ 9.95	\$ 19.11	\$ 14.78	\$ 33,395
Machinists	51-4041	\$ 18.78	\$ 14.32	\$ 21.01	\$ 18.41	\$ 39,063
Maintenance Workers, Machinery	49-9043	\$ 22.74	\$ 16.19	\$ 26.01	\$ 22.50	\$ 47,294
Materials Engineers	17-2131	\$ 37.17	\$ 27.70	\$ 41.90	\$ 38.09	\$ 77,310
Mechanical Drafters	17-3013	\$ 23.64	\$ 16.97	\$ 26.97	\$ 22.20	\$ 49,171
Mechanical Engineering Technicians	17-3027	\$ 26.00	\$ 20.10	\$ 28.95	\$ 26.23	\$ 54,076
Mechanical Engineers	17-2141	\$ 35.55	\$ 25.39	\$ 40.63	\$ 34.75	\$ 73,938
Metal Workers and Plastic Workers, All Other	51-4199	\$ 17.28	\$ 11.90	\$ 19.98	\$ 17.95	\$ 35,950
Millwrights	49-9044	\$ 24.47	\$ 18.42	\$ 27.49	\$ 23.44	\$ 50,894
Mixing and Blending Machine Setters, Operators, and Tenders	51-9023	\$ 17.80	\$ 12.95	\$ 20.22	\$ 18.41	\$ 37,021
Molding, Coremaking, and Casting Machine Setters, Operators, and Tenders, Metal and Plastic	51-4072	\$ 16.08	\$ 12.65	\$ 17.79	\$ 15.68	\$ 33,438
Multiple Machine Tool Setters, Operators, and Tenders, Metal and Plastic	51-4081	\$ 15.11	\$ 11.41	\$ 16.95	\$ 14.14	\$ 31,422
Plating and Coating Machine Setters, Operators, and Tenders, Metal and Plastic	51-4193	\$ 14.64	\$ 12.05	\$ 15.94	\$ 14.99	\$ 30,458
Precision Instrument and Equipment Repairers, All Other	49-9069	\$ 28.07	\$ 20.81	\$ 31.70	\$ 29.96	\$ 58,380
Production Workers, All Other	51-9199	\$ 14.98	\$ 9.73	\$ 17.61	\$ 14.27	\$ 31,165
Sheet Metal Workers	47-2211	\$ 27.44	\$ 17.99	\$ 32.16	\$ 30.40	\$ 57,065
Structural Metal Fabricators and Fitters	51-2041	\$ 15.57	\$ 11.36	\$ 17.67	\$ 14.89	\$ 32,381
Tool and Die Makers	51-4111	\$ 24.33	\$ 19.49	\$ 26.76	\$ 24.94	\$ 50,613
Tool Grinders, Filers, and Sharpeners	51-4194	\$ 20.40	\$ 17.52	\$ 21.84	\$ 20.73	\$ 42,433
Water and Wastewater Treatment Plant and System Operators	51-8031	\$ 25.26	\$ 18.21	\$ 28.78	\$ 25.89	\$ 52,533
Welders, Cutters, Solderers, and Brazers	51-4121	\$ 17.37	\$ 12.65	\$ 19.72	\$ 17.27	\$ 36,119

The 2015 Iowa Wage data for the Grimes, Johnston & Urbandale Laborshed area was produced by the Labor Force & Occupational Analysis Bureau to provide communities local information on wages by occupation. The source of the wage and employment data is based on the May 2014 OES estimates. Additional occupational wage and employment data can be found at <https://www.iowaworkforcedevelopment.gov/iawagereport>.