



City of Urbandale  
3600 86<sup>th</sup> Street  
Urbandale, IA 50322-4057  
[www.urbandale.org](http://www.urbandale.org)  
Building Department (515) 278-3935



## Residential Handicap Ramp Handout

### Required Inspections

1. **Footings/Setback Inspection** before the footings are poured. Lot pins should be located at this time to verify setbacks.
2. **Foundation Inspection** (concrete) after forms are set and before concrete is poured.
3. **Framing Inspection** (wooden) before deck surface is installed if framing cannot be observed at final due to height.
4. **Final Inspection** – Please schedule once work has been completed to close permit.

### Requirements

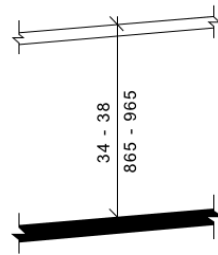
- The construction requirements for a residential ramp are like a deck to meet the International Residential Code. A separate **Deck Design Handout** is available.
- A deck permit is required to construct a ramp over 30in. in height.
- The design will be reviewed by the Building Department so the ramp plan should include dimensions, joist size & spacing, beam size & location, rafter size & location, number of support columns and size & location of footings. (R106.1).  
A separate **Deck Design Handout** is available, for additional design information.

### Design

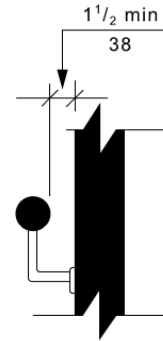
- Footings, Deck Framing and Ledger attachment- See **Deck Design Handout**
- **Ramp Construction**
  - Slope and Rise-** Ramps must have a maximum slope of 1-unit vertical and 12 units horizontal. (R.311.8)  
*Exception-* Where technically infeasible, ramp slope may be 1-unit vertical in 8 units horizontal.
  - Cross Slope-** A maximum of 1 unit vertical in 48 units horizontal.
  - Width-** Minimum width for ramps shall be 36in.
- **Landings-** A minimum 3ft. by 3ft. landing must be provided at the top and bottom, where doors open onto ramps, where ramps change in direction. (R.311.8.2)
- **Guards-** Guards must be located along the open side of the ramp that is more than 30in. above grade. Guard height are required to be a minimum of 36in. with openings that do not allow the passage of a 4in. sphere. (R.312.1)
- **Handrail-** Handrails must be provided on at least one side of all ramps. Handrails shall have grip size in compliance with Section R311.7.8. **See Stairways, Landings, Guards, and Handrails Handout.** Handrails must be continuous for the full length of the ramp and the ends must be returned. Handrails adjacent to the wall must have a space not less than 1.5in. between the wall and the handrails. (R.311.8.3.3)

## Details

### Handrail height and profile

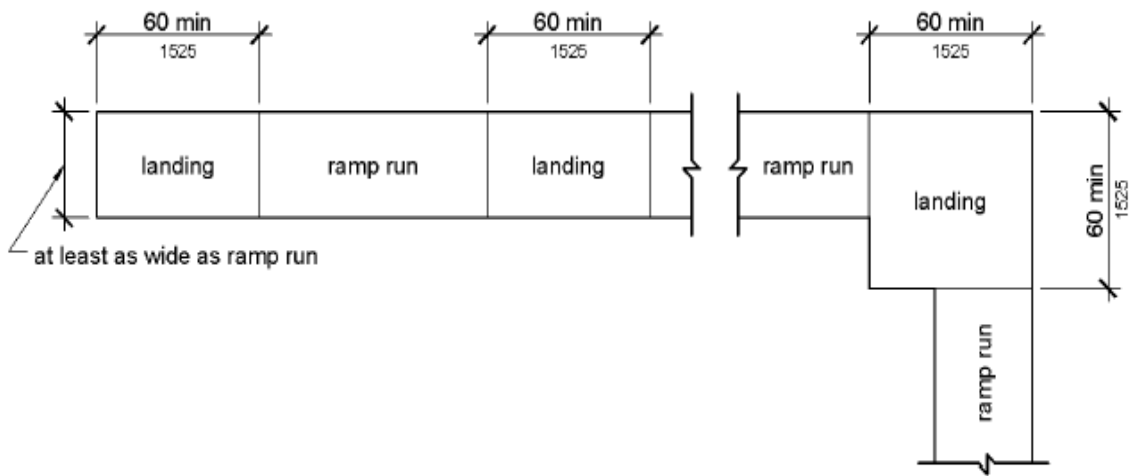


(b) Ramps



G. 505.5 HANDRAIL CLEARANCE

### Typical layout



(a)  
straight

(b)  
change in direction

## Zoning

Ramps normally must be the same distance from the property lines (called “setback”) that the house is required to be. For specific setback requirements for your property, please contact the Zoning Department at (515) 278-3935.